

Imperial

# Pre-assembled

## Aluminum Railing



*Classica*  
PLUS

Stronger, more durable than wood & vinyl

Ideal on sundecks, porches, balconies, walkways & stairs



- Easy to Install
- No more painting
- Never Rusts

Maintenance Free

Easy to Install

**1** Install the posts

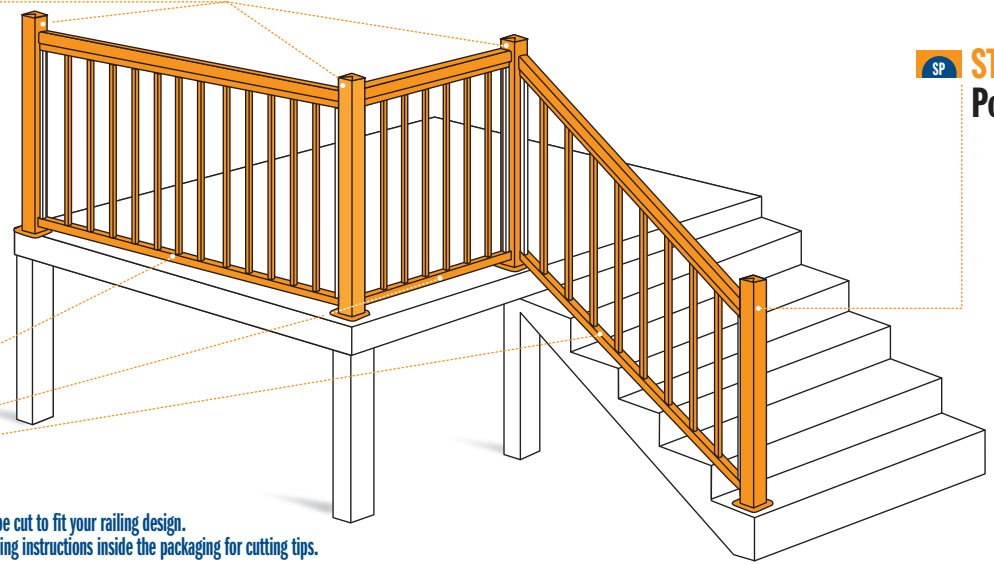
Fasten the posts to the desired locations following the installation instructions.

**2** Unfold the railing

**3** Fasten the railing to the post

**MP** MOUNTING Posts

**SP** STAIR Posts



**PA** RAILING Sections

Note: Railing may need to be cut to fit your railing design. Simply follow the railing instructions inside the packaging for cutting tips.

Select the **LENGTH** and the **HEIGHT** of the railing

① Heights

36 in (91.44 cm)

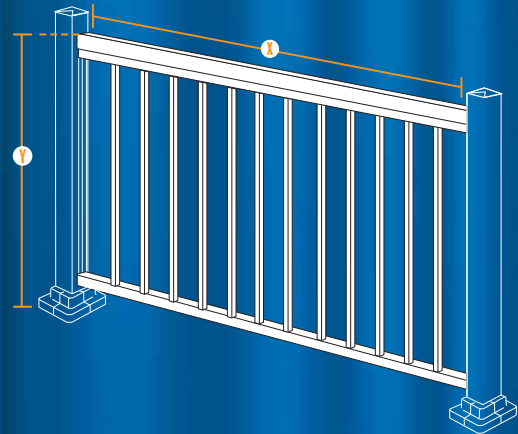
42 in (106.68 cm)

② Lengths

45 in (114.30 cm)

59 in (149.86 cm)

72 in (182.88 cm)



Post Heights

36 in (91.44 cm)


42 in (106.68 cm)

Post Dimensions

3 in x 3 in (7.62 cm x 7.62 cm)

Posts MOUNTING Posts


- Uses
- For flat surfaces
  - For the top of stairs



OR

STAIR Posts

- Uses
- For the bottom of stairs



Heights

42 in (106.68 cm)

Can be cut for a 36 in high railing

Angular ADAPTERS

- Uses
- For odd angles

